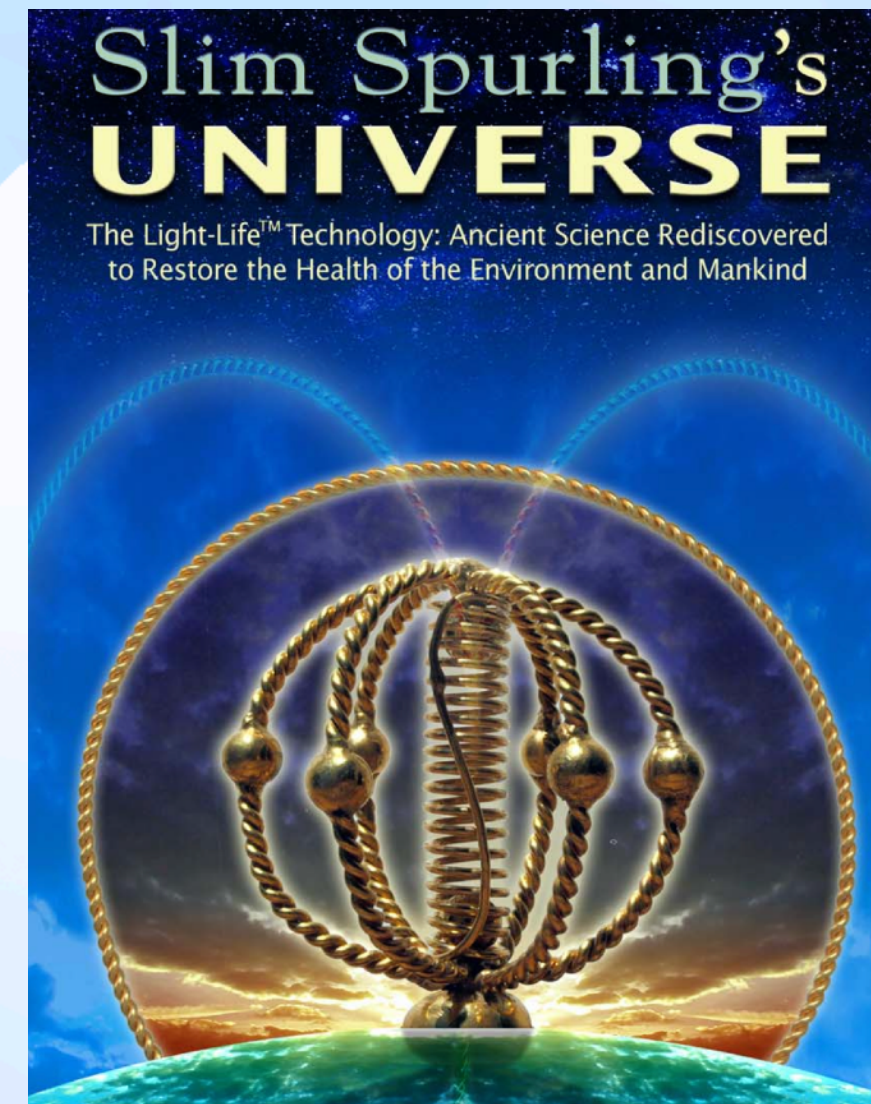


# Tensor-Rings and Harmonizers

Slim Spurling developed some simple and inexpensive methods of neutralizing geopathic stress, including the Hartmann and Curry lines, based on older discoveries in dowsing and energy experiments. These tools increase the body's ability to heal itself, improve water quality, decrease air pollution, and increase plant growth <https://slimspurling.com/>



Very good video about ambient harmonization  
<https://www.youtube.com/watch?v=A4YCFW9NVZM>



Video from Slim Spurling himself about the harmonizer  
<https://www.youtube.com/watch?v=63KVP2QNRBI>

# Materials used and shapes

The most common material is braided copper wire. This material is the same for both tensor rings and harmonizers


The use of Crystal inside is to stimulate the harmonizer with solfeggio frequencies. You can play music, for example by placing earphones inside. Or do meditation and use energy crystals for the cleansing effect. There are specific audios for cleaning.



*harmoniser, Slim Spurling*



*harmoniser, based em energy vortices  
as explained by Walter Russel*



*Radiesthesia rods  
Just a simple copper wire*



*Tensor ring*

## How to build

The strands must be intertwined. The size is measured after they are intertwined. Using a drill it is easy to wind. But then the part of soldering the copper wires needs a little more attention.

*Measure on this site*


<https://sacredmeasures.com/measurements.html>

The rings are placed inside each other, interspersed! And only then are they soldered.


If we weld first before doing this, we cannot intersperse; After trying to fit it, it won't work or we need to stretch it to fit it over each other and this will deform the rings!

This video shows how to make harmonizers here we can also see professional material being used.

<https://www.youtube.com/watch?v=jwalOIY0XTk>



## How to build



In this case rings are welded at the top, one to each other. To do this, it's best to have a device to hold them all in place. You can't do it one by one because then with the temperature the solder melts and they get loose.

If we weld first before doing this, we cannot intersperse. So before starting the welding be sure to have them place the way you prefer, then use something to hold them in place, and only then you should weld.

But feel free to try other techniques, there are many ways, find the best way for you.

# Diameter of wires

**Medium Tensor-Rings:** recommended is **2.6 mm** (10 gauge), with a minimum of 2 mm (12 gauge), size up to 1 1/2 (cubit)

**Small Tensor-Rings:** minimum **1.6 mm** (14 gauge) can be used, size up to 1/2 cubit.

Gauge	Diameter /mm	Purpose (length of wisted pair)
4	5.19	Over 4 cubit
6	4.11	Over 3 cubit
8	3.26	Over 2 cubit
<b>10</b>	<b>2.59</b>	<b>Over 1 cubit *</b>
<b>12</b>	<b>2.05</b>	<b>Over 1/2 cubit *</b>
14	1.63	1/4 cubit e 1/8 cubit



**Info from manufacturer - PDF**

[https://media.distrelec.com/Web/Downloads/b/ro/357716\\_eng\\_bro.pdf](https://media.distrelec.com/Web/Downloads/b/ro/357716_eng_bro.pdf)

## Calculating lengths for tensor-rings

Both tensor-rings and harmonizers need to use wires with the right measurements. The measurement is called CUBIT and is a relative value, which varies depending on the application. For medium tensioners, the recommended value is 2.6 mm (10 gauge) with the minimum being 2 mm (12 gauge). The thinnest possible to use would be 1.6 mm (14 gauge) for small rings, rings and pendants.

The threads are always measured after being intertwined, even for treatment rods (in this case linear-tensioner)  
<https://sacredmeasures.com/measurements.html>



PS: Seal rods are different and you only use one thread! But two sticks are used...

## How to solder

The soldering of copper wires requires bit of practice, it is not easy to solder thick copper wires. In all the videos they show gas soldering irons, which allows for better and more homogeneous heating.

Tips for soldering copper wires:

- Sand/clean the ends of the wires

- Use “flux” - this material helps clean the wires and helps the solder stick better

- Use lead-free solder, if possible with some percentage of silver (it is common to see 97% tin and 3% silver)

- Using a gas welder is important for thick copper wires, experience with electric irons shows that it does not weld well

Interesting video on how to weld [https://www.youtube.com/watch?v=TFRrqXIU\\_AQ](https://www.youtube.com/watch?v=TFRrqXIU_AQ)

# Results - Weather and flow of clouds

From April 15th until today (April 26th) the sky gets clearer and with normal clouds, white and fluffy! Apart from a few days when it rained and snowed, and so sky became more cloudy, but I never saw those thin and dark layer of chemtrails again. I see the planes passing by and sometimes it gets a little dark again but it clears up quickly. This has really changed!






## Results - Weather and flow of clouds



A more recent technique showing more effective is to play certain frequencies into the Slim Spurling devices.

A few more photos from skies - more recent ones  
Between May 11th - 14th

**note: i have seen that when stopping sounds the skies get a bit worse. than after an hour of playing again skies get better. there are similar reports from multiple people around the world that sounds makes a big difference**



## Results - Weather and flow of clouds



**In this picture you can see the headset is placed directly in the harmonizer.**

**My experiences show that when I stop the sounds the effects reduce a lot!**


**So ideally we play 24/24hours, connect mp3 player to power, and battery never goes down, playing audios repeat mode**

## Observations On how these devices work

Tensor-rings create a field in a certain direction (mostly perpendicular to the ring). When we put many rings together we can send vibrations into several directions, within a certain radius.

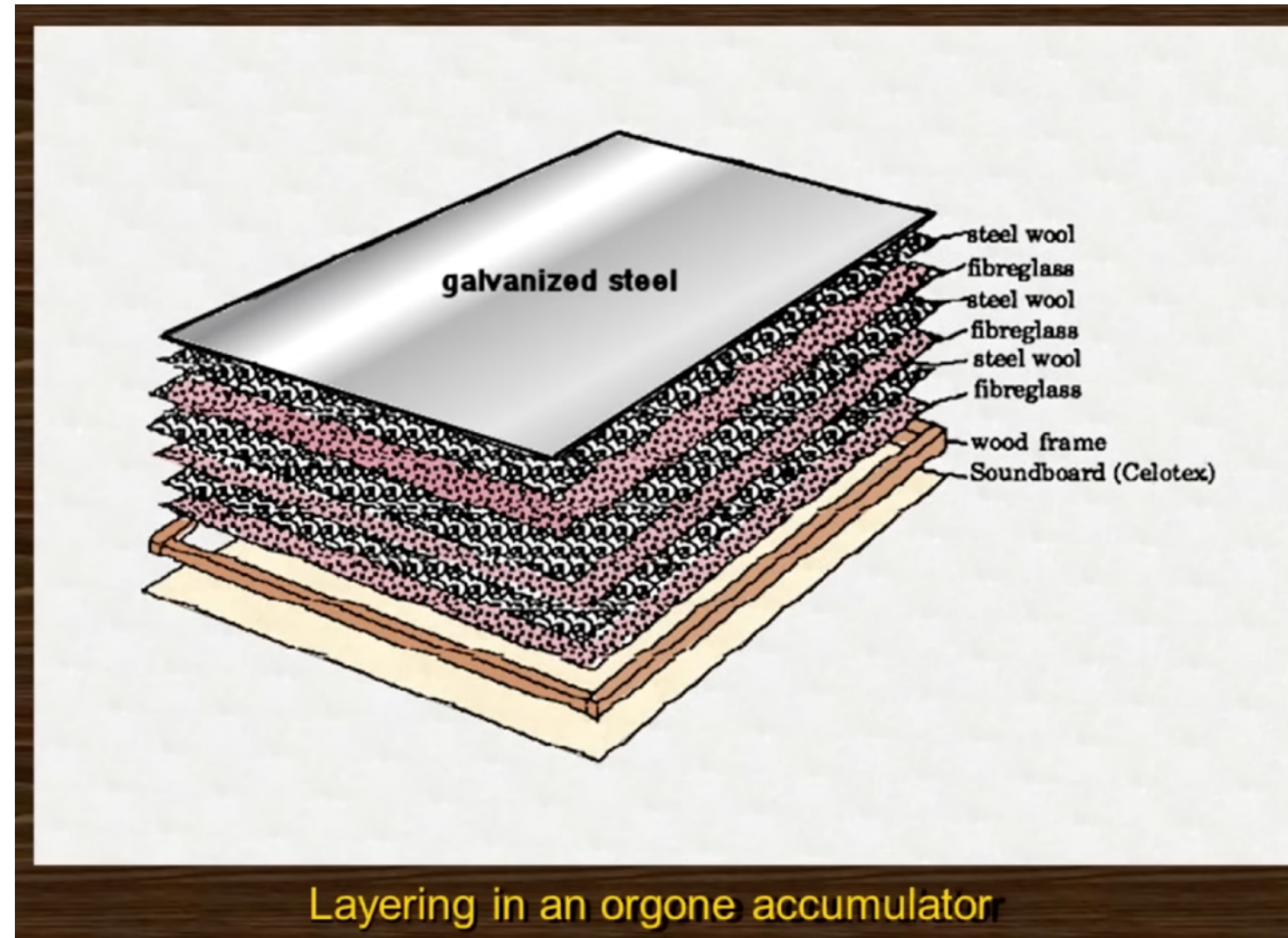
The vital energy coming out of devices (prana/chi etc) seems to improve well being, in a radius of about 30-100 meters. But also may help with environment and geopathic stress to some extent. The range depends on size of device.

It was also found that correcting the geopathic stress reduces DOR, and ensures that orgonites or other sacred geometry shapes will work much better.



# Important notes about Orgone devices

Orgone energy accumulators (oraccu) have shown effectiveness in various health conditions, being an interesting solution to recover and help regenerate the body.

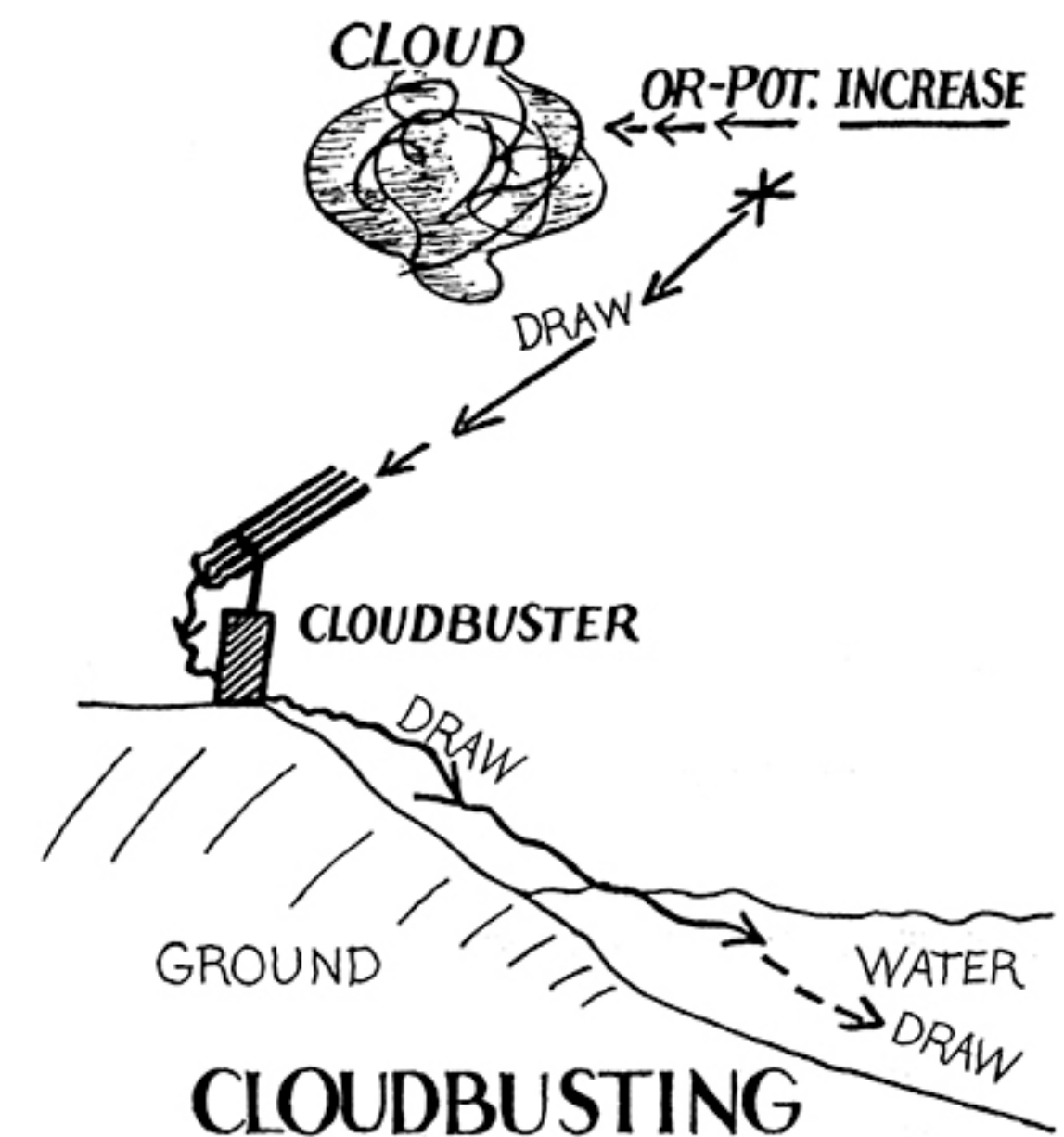


**Orgone accumulators work as energy capacitors, layers of organic and inorganic material create energy flow to the interior and keep it there. When using tubes is also possible to direct that energy for example to act on clouds**

# Important notes about Orgone devices

## Technological uses of the “orgonomic potential”

“orgonomic potential” denotes the possible functions of nature that depend on the flow of cosmic energy, and functions differently from mechanical potential, heat, electromagnetic energy, positional mechanical potential, etc. Effects on clouds can be obtained by increasing or decreasing orgone energy; To destroy clouds we must lower the potential, to create clouds we must increase the potential. The use of cloud-busters is interesting, for example, to remove DOR clouds (such as those caused by chemtrails).



Book “Wilhelm Reich: Selected writings”, 1973.

<https://wilhelmreich.gr/en/orgonomy/orgonomy-and-physics/weather-control/>

Making of Clouds  
through INCREASE of OR-POTENTIAL

# Avoid using the Dangerous Orgone (DOR) - use harmonizers around orgonites is very important

## Use harmonizers around orgonites to correct telluric failures and balance energy

**Wilhelm Reich taught about how to modify clouds and to deal with DOR (Dangerous Orgone Energy) energies.**

Reich uses the term DOR for the dangerous energies created when harmful agents affect orgone energy - is important to note that this includes also the ORACCU when exposed to these agents. It may accumulate DOR and so when dealing with such orgone accumulators for health treatments we need to be sure to use it in a clean environment.

**Reich's experiments, as well as those carried out in clinics in Germany, showed that x-ray equipment destroys the beneficial effect of orgone energy, and that the effects of harmful energies are constant. Even after turning off harmful devices and removing them from buildings, the contaminated site negatively affects orgone energy.**

In the experiments, radioactive materials, chemicals, television sets, radio sets, and X-ray equipment were used, which were placed inside the orgone accumulator (or-accu) and it was found that the energy produced by the placement of such devices generated a very destructive energy for humans and animals; On the other hand, or-accu proved to be highly beneficial when used in an environment free of such devices.

**Radars, cell phone towers, high voltage lines, nuclear plants, areas contaminated by landfill materials and radioactive devices negatively affect orgone. We should not have these devices close to the “oraccu”. Oraccu should not be used even in a building where the aforementioned devices are present or have been previously used - orgonites are also “oraccu”**

### *References:*

*Book “ShapePower” de Dan A. Davidson*

*Site <https://www.aetherforce.energy/aether-energy-levels-by-dan-davidson/>*

*Site <https://zdrowie831.wordpress.com/2018/04/20/orgon-eteroid/>*